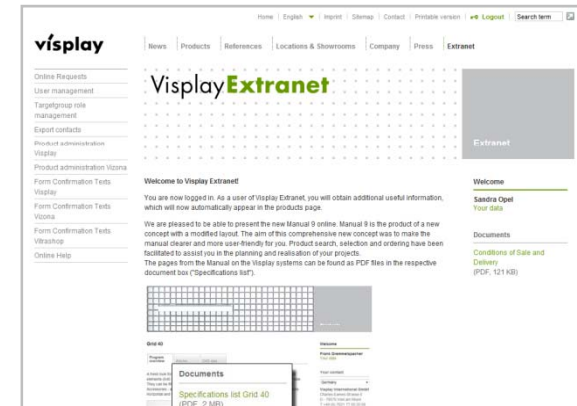
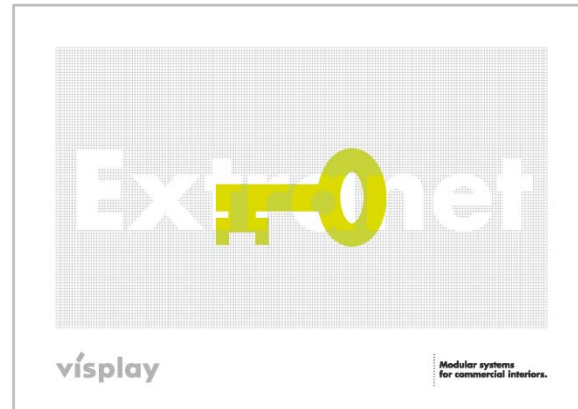


# Extensionnet

**visplay**

**Modular systems  
for commercial interiors.**

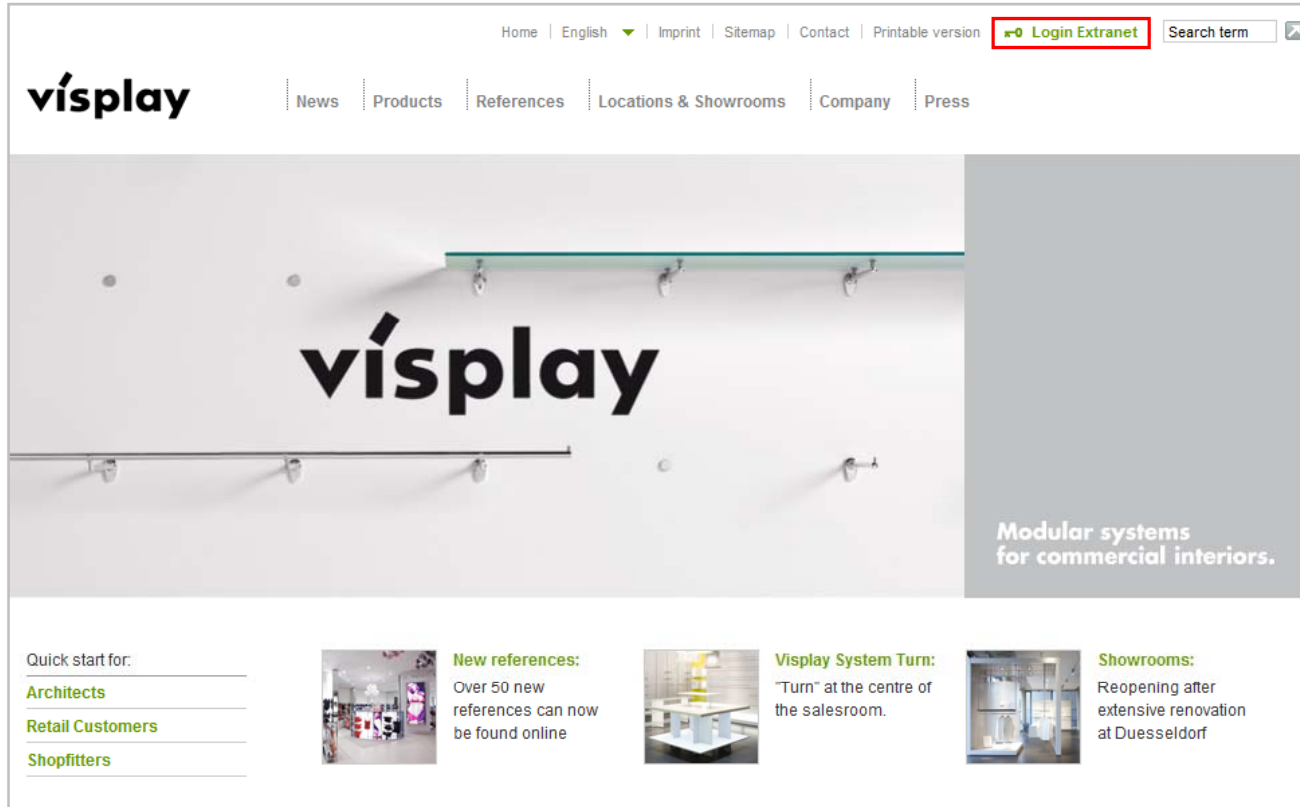
## What benefits does it offer you?



Visplay Extranet offers you almost everything you need for the planning, presentation and realisation of your projects, both quickly and easily:

- detailed product information
- specification lists
- assembly and operating instructions
- CAD data
- drawings of wooden and glass parts
- prices
- and much more

## How do you log-in?



### At the top right

on [www.visplay.com](http://www.visplay.com), you will find the green log-in function directly next to the search function.

One click will direct you to the input boxes for user name and password.

You don't have them yet? Don't worry. You can simply register yourself and then log-in.

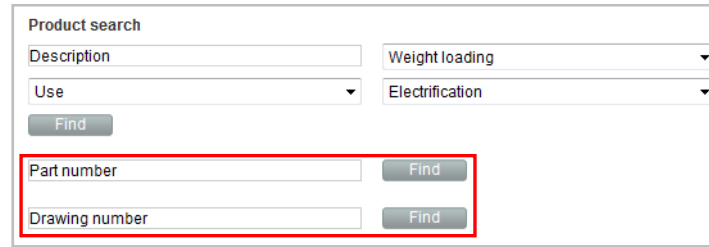
You will receive your password very quickly and will then be able to form your own opinion of Visplay Extranet.

## Where do you find the extra information?

Once you have logged-in to Visplay Extranet, extra information and possibilities will automatically appear in the "Products" section.

### The 3 advantages it offers at glance:

1. Extended search functions



The screenshot shows a search interface with the following elements:

- Product search** section with a text input field labeled "Description".
- A dropdown menu labeled "Weight loading" with a downward arrow.
- A dropdown menu labeled "Use" with a downward arrow.
- A dropdown menu labeled "Electrification" with a downward arrow.
- A "Find" button.
- A red box highlights two additional search fields: "Part number" and "Drawing number", each with its own "Find" button.

2. Extended product navigation



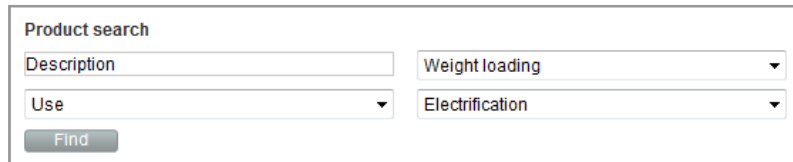
3. Extended documents box



## Where do you find the extra information?

### 1. Extended search functions

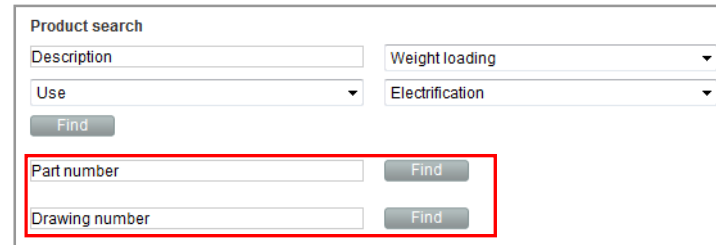
Internet search:



A screenshot of a 'Product search' form. It contains four input fields: 'Description', 'Use', 'Weight loading', and 'Electrification'. Each field has a dropdown arrow on the right. Below the fields is a 'Find' button.

The search function will take you to the Visplay system or range which matches your selection.

Extra search criteria for Visplay Extranet users:



A screenshot of an extended 'Product search' form. It includes the same four fields as the basic version: 'Description', 'Use', 'Weight loading', and 'Electrification'. Below these is a 'Find' button. At the bottom, there are two additional fields: 'Part number' and 'Drawing number', each with its own 'Find' button. A red rectangular box highlights these two bottom fields.

As a Visplay Extranet user, you can look for additional products using **part numbers**.

You can access the **production drawings** for shelves listed in the Visplay Manual by entering the 6 digit number.

## 2. Extended product navigation

Product navigation in internet:



- **Program overview:** Here you will find information on what makes the Visplay range so unique. Clear, functional, comprehensible and with pictures.
- **References:** Visplay's success is demonstrated by numerous references. These can be found here, with photos and links to the systems used. It will inspire you.
- **Merchandising ideas:** Impetus for a concept can stem from the sales environment, from the customer or naturally also from you. It also sometimes comes from Visplay. Here you will find helpful suggestions for your project.
- **Examples for units:** The design of effective sales areas generally begins with a good drawing. Initial sketches can also provide you with examples of units, which emphasise the function of the item.

Extra information for Visplay Extranet users:



- **Articles:** All items are listed here – grouped in the categories: basic system, merchandise supports, accessories.
- **CAD data:** As a Visplay Extranet user, you can also access 2D and 3D data in all common formats.

## Where do you find the extra information?

### 2. Extended product navigation - Articles

Home | English | Imprint | Sitemap | Contact | Printable version | Logout | Search term

News | Products | References | Locations & Showrooms | Company | Press | Extranet

**visplay**

New products  
Single point support systems  
Surface support systems  
Horizontal support systems  
Stripes  
Invisible  
**Invisible 3**  
Invisible 6  
Invisible 6 C  
Invisible 8  
Invisible 8 P  
Endless  
MixMix  
Vertical support systems  
Basic Systems  
Modular structural systems  
Tables  
Stands  
Displays

**Invisible 3**

Program overview | References | **Articles** | Merchandising ideas | Examples for units | CAD data

Basic system | Merchandise supports | Accessories

**Basic system**

930-562 Aluminium profile 6350 mm	<a href="#">Detailed information</a>
930-592 Profile panels 6350 mm, one sided	<a href="#">Detailed information</a>
930-593 Profile panels lto, one sided	<a href="#">Detailed information</a>
930-595 Profile panels 6350 mm, double-sided	<a href="#">Detailed information</a>
930-596 Profile panels lto, double-sided	<a href="#">Detailed information</a>
930-598 End profile 6350 mm, one sided	<a href="#">Detailed information</a>
930-600 End profile 6350 mm, double-sided	<a href="#">Detailed information</a>
930-606 Aluminium profile lto	<a href="#">Detailed information</a>
930-607 End profile lto, one sided	<a href="#">Detailed information</a>

Welcome  
Sandra Opel  
Your data

Your contact  
Germany  
Visplay International GmbH  
Charles-Eames-Strasse 6  
D - 79576 Weil am Rhein  
T +49 (0) 7621 77 00 20 00  
F +49 (0) 7621 77 00 20 01  
[info@visplay.com](mailto:info@visplay.com)

Documents  
Merchandising Ideas Invisible 3\_6\_6\_C\_8\_8\_P (PDF, 1 MB)  
Examples for units Invisible 3 (PDF, 1 MB)

### All articles

of a Visplay system can be found here.

The items are clearly structured and optimally linked to further information.

## 2. Extended product navigation - Articles

The screenshot shows the product page for 'Invisible 3: Clamp bracket for glass shelf 5 mm'. The 'Article details' tab is highlighted with a red box. The page contains the following information:

- Navigation:** Home | English | Imprint | Sitemap | Contact | Printable version | Logout | Search term
- Product Categories:** News, Products, References, Locations & Showrooms, Company, Press, Extranet
- Product Image:** A photograph of the clamp bracket installed on a glass shelf.
- Product Title:** Invisible 3: Clamp bracket for glass shelf 5 mm
- Navigation Tabs:** Article details (highlighted), care instructions, Drawings, CAD data
- Technical Specifications:**
  - Description: Clamp bracket for glass shelf 5 mm
  - Notes: maximum shelf depth = 235 mm
  - Max. load: per bracket = 4 kg
  - Order information: requires at least 2 brackets for each shelf
- Dimensions:** Length 80 mm
- Part number table:**

Part number	Material	Price	Unit
340-990.01	chrome	18.00 €	per piece
340-990.30	silk	20.10 €	per piece
- User Information:** Welcome Sandra Opel, Your data, Your contact (Germany), Visplay International GmbH contact details.

### Selection of an article

leads you to more detailed information.

Besides practical references to CAD data, production drawings or instructions of care for this item, all relevant item details are listed.

# Where do you find the extra information?

## 2. Extended product navigation – CAD data

The screenshot shows the Visplay Extranet website. At the top, there is a navigation bar with links for Home, English, Imprint, Sitemap, Contact, Printable version, Logout, and a search box. Below this is a secondary navigation bar with links for News, Products, References, Locations & Showrooms, Company, Press, and Extranet. The main content area features a large image of a support system with technical lines. To the left is a sidebar menu with categories like 'New products', 'Single point support systems', 'Surface support systems', 'Horizontal support systems', 'Stripes', 'Invisible', 'Invisible 3', 'Invisible 6', 'Invisible 6 C', 'Invisible 8', 'Invisible 8 P', 'Endless', 'MixMix', 'Vertical support systems', 'Basic Systems', 'Modular structural systems', 'Tables', 'Stands', and 'Displays'. The 'Invisible 3' product page is active, showing a navigation bar with buttons for 'Program overview', 'References', 'Articles', 'Merchandising ideas', 'Examples for units', and 'CAD data' (highlighted with a red box). Below this, text reads: 'Here you can download planning data in different formats as well as in 2D and 3D views. Tips on how to use Visplay planning data: Tips for CAD library'. Under the heading '2D', there are three links: 'CAD download: 2D dwg', 'CAD download: 2D dxf', and 'CAD download: 2D Image'. Under the heading '3D', there are five links: 'CAD download: 3D c4d', 'CAD download: 3D dwg', 'CAD download: 3D dxf', 'CAD download: 3D Image', and 'CAD download: 3D wrl'. On the right side of the page, there is a 'Welcome' section for Sandra Opel, a 'Your contact' section with a dropdown menu set to 'Germany' and contact information for Visplay International GmbH, and a 'Documents' section.

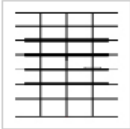









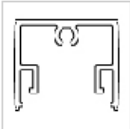

### CAD data

offers the simplest way of successfully presenting ideas and accurately planning projects.

Complete 2D and 3D data is available for downloading in Visplay Extranet – in all common formats.

## Where do you find the extra information?

### 2. Extended product navigation – CAD data

2D	3D
<ul style="list-style-type: none"> <li>• CAD download: 2D dwg</li> <li>• CAD download: 2D dxf</li> <li>• CAD download: 2D Image</li> </ul>	<ul style="list-style-type: none"> <li>• CAD download: 3D c4d</li> <li>• CAD download: 3D dwg</li> <li>• CAD download: 3D dxf</li> <li>• CAD download: 3D Image</li> <li>• CAD download: 3D wrl</li> </ul>
	
<p>Basic system</p>  	<p>Basic system</p>  
 	 
	

#### Your CAD data

is automatically packed in a ZIP file for you.

3D models are available in the formats .C4D (from version 8.5), .WRL, .DXF (200) and .DWG (2000), 2D models are available as .DXF (2000) and .DWG (2000).

Each 2D model contains three views in one file – front view, side view and top view.

The 2D and 3D models have a basic point for AutoCAD users, so that you can join basic profiles and appropriate merchandise supports and accessories correctly. Red crosses provide a visual aid to mark these catch points.

## Where do you find the extra information?

### 3. Extended documents box

Home | English | Imprint | Sitemap | Contact | Printable version | Logout | Search term

**visplay** | News | Products | References | Locations & Showrooms | Company | Press | Extranet

New products

- Single point support systems
- Surface support systems
- Horizontal support systems
  - Stripes
  - Invisible
  - Invisible 3**
  - Invisible 6
  - Invisible 6 C
  - Invisible 8
  - Invisible 8 P
- Endless
- MixMix
- Vertical support systems
- Basic Systems
- Modular structural systems
- Tables
- Stands
- Displays

### Invisible 3

**Program overview** | References | Articles | Merchandising ideas | Examples for units | CAD data

Invisible 3 is a horizontal support system for lightweight merchandise. The system rail is fitted in wooden panels or is fitted as a system panel profile for single-sided or double-sided use. Aluminium shelves (3 mm) and merchandise supports are inserted directly into the profile or panels.

**Documents**

- Merchandising ideas Invisible 3\_6\_6 C\_8\_8 P (PDF, 1 MB)
- Examples for units Invisible 3 (PDF, 131 KB)
- Specifications list Invisible 3 (PDF, 2 MB)**
- Assembly and operating instructions Invisible 3 (PDF, 1 MB)
- Price list Invisible 3 (PDF, 65 KB)

### An important extra

in Visplay Extranet is your customised document archive.

Once you have logged-in, you will find all the appropriate documents for the selected system or program, available for downloading as PDF files.

For example the respective specification lists and assembly and operating instructions.

**Documents**

- Merchandising ideas Invisible 3\_6\_6 C\_8\_8 P (PDF, 1 MB)
- Examples for units Invisible 3 (PDF, 131 KB)
- Specifications list Invisible 3 (PDF, 2 MB)**
- Assembly and operating instructions Invisible 3 (PDF, 1 MB)
- Price list Invisible 3 (PDF, 65 KB)

# Extensionnet

**visplay**

**Modular systems  
for commercial interiors.**